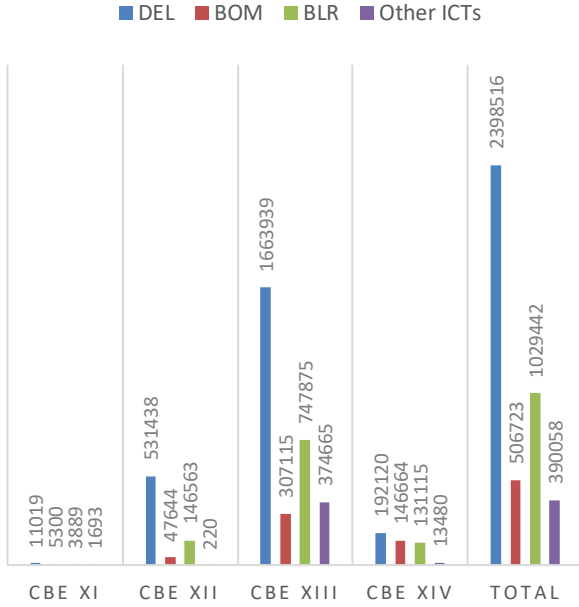


**ECCS Data for Financial Year 2025-26**

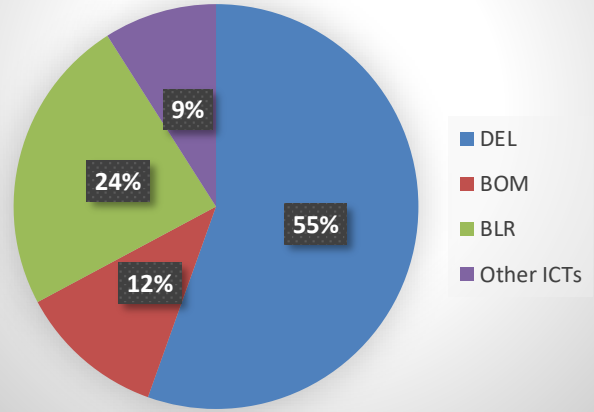
**1. Volume in ECCS**

Document	Financial Year 2025-26								
	DEL	BOM	BLR	MAA	COK	AMD	HYD	CCU	Total
<b>IMPORTS</b>									
<b>CBE XI</b>	11019	5300	3889	1687	0	0	0	6	21901
<b>CBE XII</b>	531438	47644	146563	217	0	0	0	3	725865
<b>CBE XIII</b>	1663939	307115	747875	91998	282667	0	0	0	3093594
<b>CBE XIV</b>	192120	146664	131115	13480	0	0	0	0	483379
<b>Total</b>	2398516	506723	1029442	107382	282667	0	0	9	4324739
<b>IGM</b>	16865	6714	4199	2368	2982	0	0	6	33134
<b>EXPORTS</b>									
<b>CSB III</b>	25402	13063	23588	5027	345	700	147	353	68625
<b>CSB IV</b>	9224672	2056640	2049099	88597	15097	197435	183989	1	13815530
<b>CSB V</b>	3716249	550575	553251	12912	136	14708	826	0	4848657
<b>Total</b>	12966323	2620278	2625938	106536	15578	212843	184962	354	18732812
<b>EGM</b>	14116	9187	4387	2067	31	548	47	0	30383
<b>Grand Total</b>	15364839	3127001	3655380	213918	298245	212843	184962	363	15364839
<b>Average CBE/day</b>	6571	1388	2820	294	774	0	0	0	6571
<b>Avg. CBE /month</b>	199876	42227	85787	8949	23556	0	0	1	199876
<b>Average CSB/day</b>	35524	7179	7194	292	43	583	507	1	35524
<b>Avg.CSB/month</b>	1080527	218357	218828	8878	1298	17737	15414	30	1080527

## IMPORT VOLUME FINANCIAL YEAR 2025- 26



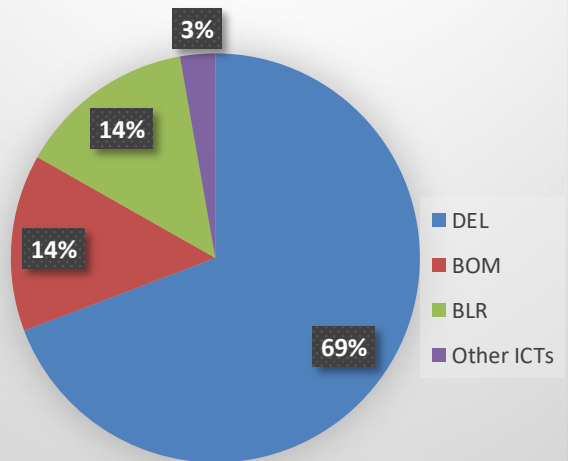
## IMPORT VOLUME FINANCIAL YEAR 2025-26



## EXPORT VOLUME FINANCIAL YEAR 2025- 26



## EXPORT VOLUME FINANCIAL YEAR 2025-26



Annual Revenue Figures (in Rs. Crore)

CBE No.	Revenue for Financial Year 2025-26				TOTAL
	DEL	BOM	BLR	Other ICTs	
CBE XIII	₹ 677.41	₹ 163.01	₹ 406.03	₹ 85.35	₹ 1,331.81
CBE XIV	₹ 2,401.60	₹ 1,661.23	₹ 1,329.86	₹ 180.90	₹ 5,573.59
<b>TOTAL</b>	<b>₹ 3,079.01</b>	<b>₹ 1,824.25</b>	<b>₹ 1,735.89</b>	<b>₹ 266.24</b>	<b>₹ 6,905.39</b>

